

## **ADMINISTRATION REPORT - 2016**

### **DEPARTMENT OF BUILDINGS, EASTERN PROVINCE**

---

#### **01. INTRODUCTION**

---

Department of Buildings, Eastern Province is functioning under the purview of the Ministry of Finance, Planning, Law and Order, Local Government and Regional Administration, Transport, Rural Development, Tourism and Environment, Building and Construction, Rural Industries and Housing, Eastern Province, Trincomalee.

The main function of this department is to Design, Construct, Re-construct & Maintain public buildings in Eastern Province. The service providers are the Provincial Ministries, Departments, Central ministry agencies and some non government organizations such as Unicef.

The buildings are designed and constructed with modern technology and architectural features at low cost and reasonable time period to the entire satisfaction of clients and end users

In addition to that buildings are designed to overcome the effects due to Cyclone, Tsunami and Earth quake. Buildings designed by this Department are more appropriate and have enough strength to resist the effects created by natural disasters.

Department of Buildings, Eastern Province is functioning under the Provincial Director, Department of Buildings, Eastern Province at Trincomalee. Office of the Provincial Director of Buildings, is situated at Inner harbour road, Trincomalee.

There are three (03) District Offices and three (03) Regional Offices functioning in Trincomalee, Batticaloa and Kalmunai under the administration of this Department.

The Regional Offices are functioning under the Chief Engineers whilst the Divisional Offices are functioning under the Executive Engineers.

In this report the achievements of the Department during the year 2016 are reviewed against constraints and setbacks together with my comments and suggestions for future improvement of the Department.

## **2. Organization**

---

### **2.1 Vision**

**Quality, sustainable, user friendly and cost effective public buildings.**

### **2.2 Mission**

**Design, Construct, Repair and Maintain public buildings in a sustainable manner to resist natural disasters, to the satisfaction of clients and end users at reasonable cost in time following transparent & fair procedures.**

### **2.3. Thrust Area**

1. Preparation of quality Architectural & Structural Designs incorporating resource efficiency & disaster mitigation.

**Goals:** i. Prepared detail Architecture drawings with modern features  
ii. Prepared structural designs with disaster mitigation  
iii. Prepared detail estimates and bill of quantities

2. Construction & maintenance of quality public buildings with sound technologies in low cost.

**Goals:** i. Constructed low cost public buildings  
ii. Constructed public buildings with improved technology  
iii. Well maintained public buildings in low cost

3. Adoption of sustainable material utilization & green technology in construction industry.

**Goals:** i. Introduced Material sustainability & raw material usage in building construction industry  
ii. Introduced Energy , Power & Water utilization in public buildings

4. Provided safe accessibility for persons with special needs to all public buildings.

**Goals:** i. Provided Comfortable & safe access for persons with special

needs in all buildings

5. Institution strengthening & Capacity development & Good Governance.

- Goals:**
- i. Improved office buildings with modern facilities.
  - ii. Improved Skills of Architects, Structural Engineers, Supervisory staff on latest design packages and latest technologies
  - iii. Improved Effectiveness of Public funds utilization
  - iv. Public complaints effectively attended
  - v. Transparency maintained in contract system

## **2.4 Functions**

Implementation of Policy decision, Control & Co-ordination of the Programme of works assigned to the Department by the Ministries and Departments of the Eastern Province and the Central Government Institutions.

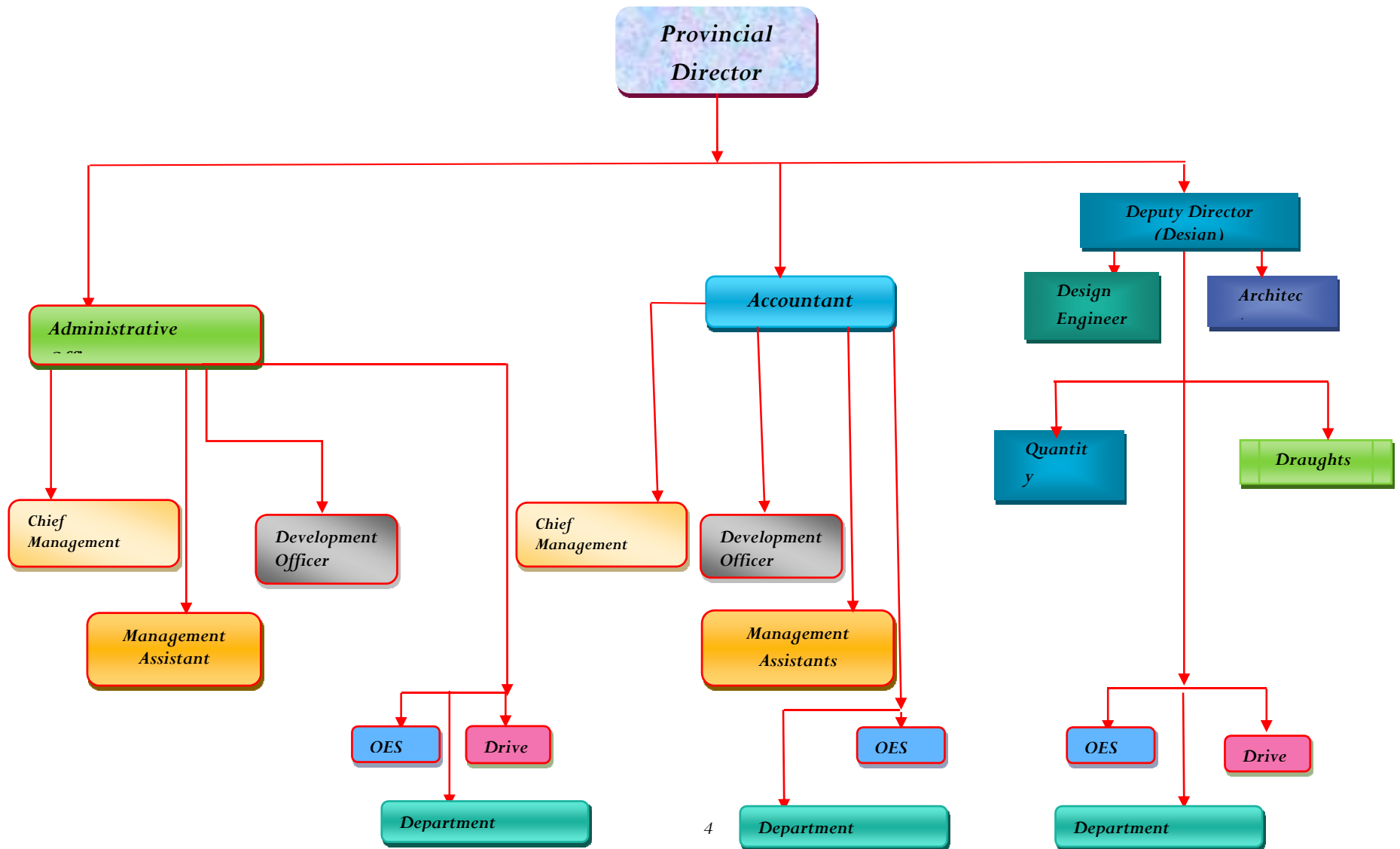
- Implementation, Planning, Designing, Estimating, Construction. Maintenance of public buildings and providing Consultancy Services.
- Formulation of Building Construction Programme for the Public Sector.
- Securing building materials for construction industry.

## **2.5 Organizational Arrangement for Various Functions**

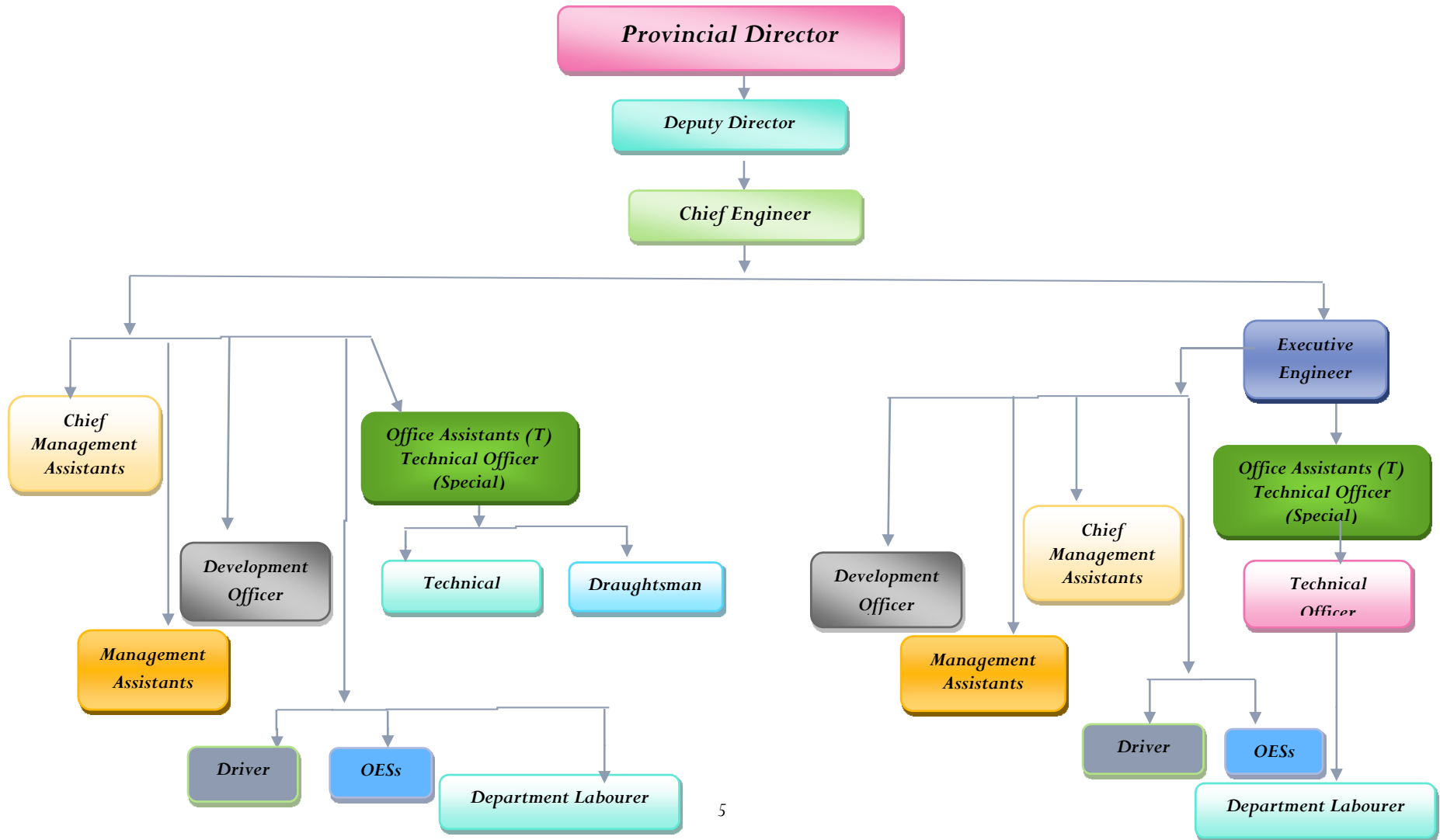
The organizational structure of the Department of Buildings, Eastern Province comprises of two (02) major sections viz. Office of the Director of Buildings, and the Structural Design Unit.

Administration Branch, Accounts Branch, Architectural Unit and Structural Design Branch function under one Head (i-e) Provincial Director of Buildings where as the Administrative officer is in-charge for Administration branch, Accountant is in-charge for Accounts branch, Deputy Director is in charge for Structural Design Branch.

# Organizational Structure - Provincial Director's Office



# Organizational Structure – Regional Level



### 03. Cadre Position of the Department of Buildings

3.1 The Staff Position and requirements of staff of the Building Department is as follows.

Table: I

S/ No	Designation	Service	Class	Approved	Present Strength	Vaca ncy	Excess
				Cadre			
01	Provincial Director	S.L.Eng.S.	I	1	01	-	-
02	Deputy Director	S.L.Eng.S	II	1	-	01	-
03	Engineer	S.L.Eng.S.	III/II	8	09	-	01
04	Architect	S.L.Arch.S		1	-	01	-
05	Accountant	S.L.Acct.S	II	1	01	-	-
06	Quantity Surveyor	Quantity Surveyor	I,II,III	1	-	01	-
07	Administrative Officer	MAS	Supr	1	-	01	-
08	Development Officer	Dev.Offi.	III	23	18	05	-
09	Management Assistant	MAS	I,II&III	29	28	01	-
10	Draughtsman	S.L.T.S	I,IIA,B	6	06	-	-
11	Technical Officer (Spl)	S.L.T.S	Special	4	03	01	-
12	Technical Officer	S.L.T.S	I,II,III	28	23	05	-
13	Driver	Drivers	I,II,III	10	07	03	-
14	Office Employees	O.E.Ser	I	7	14		-
15	Watcher	O.E.S	II	6			-
16	Sanitary Labourer	O.E.S	III	1			-
17	Circuit Bungalow Keeper	O.E.S	II	2	02	-	-
18	Skilled Workers	Labourer	I,II/I,III	31	27	4	-
<b>Total</b>				<b>161</b>	<b>139</b>	<b>23</b>	<b>01</b>

### 3.2. Staff (Retirements, Transfers etc.)

#### 3.2.1 Retirement

Table II

S.No	Name of Officer	Designation	Date
01	Mrs.P.Elayathampy	MA	2016.04.21
02	Mr.M.Balasubramanuyam	TO	2016.07.01
03	Mr.M.Gnanapragasam	Engineer	2016.03.01
04	Mrs.I.Krishnaveni	OES	2016.12.16

#### 3.2.2 Annual Transfer - 2016

##### 3.2.2.1 Transferred out

Table III

S.No	Name of Officer	Designation	Transferred to
01	Mr.M.Sivathanan	Development Officer	District Secretary, Arayampathy
02	Mr.R.Yuvendra	Development Officer	Pradeshiya Sabah, Thirukovil
03	Mrs.S.Vinogeni	Development Officer	Regional Director of Health Service, Kalmunai
04	Mr.A.Vimalraj	Technical Officer	Pradeshiya Sabah, Town & Gravets, Trinco.
05	Mr.M.R.M.Munafer	Technical Officer	Municipal Council, Kalmunai
06	Mr.I.L.Ameer	Technical Officer	Zonal Education Office, Ampara
07	Mr.A.Yoganath	Technical Officer	Pradeshiya Sabah, Sammanthurai
08	Mr.S.Uthayachandran	Technical Officer	Zonal Education Office, Thrukkovil
09	Mr.M.Subaschanderabose	Technical Officer	Pradeshiya Sabah, Navithanveli
10	Mr.M.Thayaparamuthali	Technical Officer	Urban Council, Kattankudy
11	Mr.N.Gunachandra	Technical Officer	Zonal Education Office, Batticaloa West
12	Mr.P.Vincent George	Technical Officer	Pradeshiya Sabah, Kaluthavalai

<b>13</b>	Mrs.Dilani Kesavan	Management Assistant	PD'S Office, Education, Trinco.
<b>14</b>	Mrs.S.Yalini	Management Assistant	Urban Council, Trinco.
<b>15</b>	Mrs.K.Thanuja	Management Assistant	D.C.S. Administration, Trinco.
<b>16</b>	Mrs.R.Sarathathevi	Management Assistant	Municipal Council , Batticaloa
<b>17</b>	Mr.R.Yogathileepan	Management Assistant	Zonal Education Office, Batticaloa West
<b>18</b>	Mrs.U.Passamalar	Management Assistant	Zonal Education Office, Batticaloa
<b>19</b>	Mr.M.C.M.Jameel	Management Assistant	Municipal Council , Kalmunai
<b>20</b>	Mrs.Sithy Mufeena	Management Assistant	Zonal Education Office, Kalmunai
<b>21</b>	Mr.M.B.M.Razeed	Management Assistant	Pradeshiya Sabah, Ninthavoor
<b>22</b>	Mr.T.Kandeepan	Office Employee Service	Department of Agriculture, Baatticaloa
<b>23</b>	Mrs.A.Sujitharan	Draughtsman	Department of Irrigation, Paddiruppu
<b>24</b>	Mr. M.A.M. Irfan	Technical officer	RDHS - Ampara
<b>25</b>	Mr.A.Riyas	Driver	Irrigation Engineer's Office, Chenkalady, Batticaloa



### 3.2.2.2 Transferred in - 2016

**Table IV**

<b>S.No</b>	<b>Name of Officer</b>	<b>Designation</b>	<b>From</b>
01	Mrs.R.Rameswaran	Development Officer	ACLG'S Office, Batticaloa
02	Mr.A.C.M.Irfan	Development Officer	Animal Production & Health, Ampara
03	Mrs.A.Kannapiran	Development Officer	D.S, Kalmunai Tamil Division
04	Mrs.S.J.S.Vajifa	Development Officer	Regional Director of Health Service, Kalmunai
05	Mr.S.Pratheepan	Technical Officer	Pradeshiya Sabah, Pathavisiripura
06	Mr.T.L.M.Raseen	Technical Officer	Pradeshiya Sabah, Sammanthurai
07	Mr.P.Ramssh	Technical Officer	Pradeshiya Sabah, Navithanveli
08	Mr.V.Suhumar	Technical Officer	Municipal Council, Kalmunai
09	Mr.M.Rahulenthiran	Technical Officer	Pradeshiya Sabah, Vellaveli
10	Mrs.N.Puvanendrarajah	Technical Officer	Zonal Education Office, Batticaloa
11	Mr.T.Srithar	Technical Officer	Pradeshiya Sabah, Chenkalady
12	Mr.M.Lavakumaran	Technical Officer	Zonal Education Office, Batticaloa West
13	Mrs.R.Kamshawahini	Management Assistant	Zonal Education Office, Trincomalee
14	Mrs.K.Vathanarani	Management Assistant	Land Administration, Trincomalee
15	Mrs.A.Sivakumary	Management Assistant	PD's Education, Trincomalee
16	Mrs.B.Vanilatha	Management Assistant	Pradeshiya Sabah, Arayampathy
17	Mrs.R.Sivanithy	Management Assistant	Municipal Council, Batticaloa
18	Mr.P.Kokularaj	Management Assistant	Zonal Education Office, Batticaloa
19	Mrs.R.Kirubayamma	Management Assistant	Regional Director of Health Service, Batticaloa
20	Mrs.S.Kanchana	Management Assistant	Municipal Council, Kalmunai
21	Mr.N.M.Mubarak	Management Assistant	Anti malaria Campaign, Kalmunai

22	Ms.S.Seethathevi	Management Assistant	Zonal Education Office, Kalmunai
23	Mrs.G.Thangeswari	Management Assistant	Zonal Education Office, Batticaloa
24	Mr.U.Uthayakumar	OES	ACCD Office, Ampara

## 4. Management Development

---

### 4.1 Development of Skill

Local training opportunity was provided to the officers of this Department under regular programme.

### 4.2 Carrier Development

The skill and knowledge of the participants in the fundamental Training Courses and Workshops have considerably enhanced. The Engineers who participated in these Training Programmes have acquired through knowledge in their respective fields. The Management Assistant who underwent the Training Course on Computer Programmes have acquired sufficient knowledge in their day to day activities. The following table shows the details of officers undergone the local training programme during the year 2016.

## Training Programme – 2016

**Table V**

S.No	Name of the Officer	Designation	Name of Programme	Days	Venue
01	Mrs.T.Pahirathie	D.O	Frontline Officers in Community Development	03	MDTU
02	Mr.J.Ragal	OES	Positive Attitude & Effective Public Relationship	03	MDTU
03	Mrs.K.Gowrithavi	OES	Positive Attitude & Effective Public Relationship	03	MDTU
04	Mr.A.S.M.Ahsan	Acct	Induction Training Programme - SL Accountants Service	05	SLIDA
05	Mrs.T.Pahirathie	D.O	Frontline Officers in Community Development	05	MDTU
06	Mrs.T.Pahirathie	D.O	Final Provincial Project Coordinating Workshop	03	SRC, B'co
07	Mr.K.Athavan	Lab	Effective Store Management	04	MDTU
08	Mr.A.S.M.Ahsan	Accountant	Induction Training Programme - SL Accountants Service	05	SLIDA
09	Mr.S.N.M.Nijam	AO	Dicipilinary Action	02	MDTU
10	Mrs.M.Kalaiyarasi	MA	Salary Conversion	02	MDTU
11	Mrs.R.Rajakumary	MA	Salary Conversion	02	MDTU
12	Mr.R.Yogarajah	Driver	Training Programme on Drivers	02	MDTU
13	Eng.S.Vinoraaj	Engineer	Induction Training Programme - SL Engineering Service	04	SLIDA
14	Eng.S.Vinoraaj	Engineer	Induction Training Programme - SL Engineering Service - SLIDA	01	SLIDA
15	Eng.T.Kajanthan	Engineer	Induction Training Programme - SL Engineering Service - SLIDA	01	SLIDA
16	Mr.S.Sureshkumar	OES	Improvement of Team	03	MDTU
17	Eng.S.Vinoraaj	Engineer	Workshop on Design of Structures	03	IESL
18	Eng.T.Kajanthan	Engineer	Workshop on Design of Structures	02	IESL
19	Mrs.K.Vathanarani	MA	Advanced Excel - Tamil Medium	01	MDTU
20	Eng.S.Vinoraaj	Engineer	Induction Training Programme - SL Engineering Service	03	SLIDA
21	Eng.T.Kajanthan	Engineer	Induction Training Programme	12	SLIDA

- SL Engineering Service					
22	Miss.S.Amutha	Accountant	Advanced Window based CIGAS	03	MDTU
23	Eng.T.Kajanthan	Engineer	Induction Training Programme - SLIDA	05	SLIDA
24	Eng.S.Vinoraaj	Engineer	Induction Training Programme - SLIDA	05	SLIDA
25	Mrs.A.Sivakumary	MA	Windows based CIGAS	03	MDTU
26	Mrs.U.Jamunavathy	D.O	Guidelines of Procurement	01	MDTU
27	Mr.S.Kamalanathan	OES	Public Relationship	01	MDTU
28	Mr.A.Amalathan	Labour	Public Relationship	01	MDTU
29	Mrs.M.Kalaiyarasi	MA	Pension	01	MDTU
30	Mrs.R.Rajakumary	MA	Pension	02	MDTU
31	Mrs.K.Sajanthy	DO	Pension	02	MDTU
32	Mr.S.N.M.Nijam	A.O	Census	01	MDTU
33	Eng.T.Kajanthan	Engineer	1st EB Exam for SLIDA	03	SLIDA
34	Eng.S.Vinoraaj	Engineer	1st EB Exam for SLIDA	03	SLIDA
35	Mrs.T.Pahirathie	D.O	Frontline Officers in ommunity Development	02	MDTU

## 5. Finance

### 5.1 Finance received under Recurrent Budget - 2016

A sum of **Rs 91,066,535.00** was received under Recurrent Budget during the year under review.

### 5.2 Finance received under Capital Budget - 2016

Capital Budget Allocation (CBG) **Rs. 3.00 Million** was received for the financial year 2016.

### 5.3 Audit Queries

Four Audit Queries were received at this office during the year 2016. Replies were already sent on time.

## 6. Performance of the sector – 2016

Works carried out by this Department during the year 2016 are as follows

### 6.1. Ministry of Health, Indigenous, Social Services Probation & Child Care and Rural Electrification

#### 6.1.1. Department of Health Services

##### Source of fond: PSDG

	<b>Trincomalee</b>	<b>Batticaloa</b>	<b>Kalmunai</b>	<b>Total</b>
Total Cost Estimate (000')	82,700.00	52,000.00	103,632.68	238,332.68
Total No. of Work	05	07	07	19
Completed	03	05	04	12
Continuation	02	02	03	07
Expenditure	55,339,355.95	39,716,850.28	37,644,881.09	132,701,087.32

##### Source of fond : SHSDP

	<b>Batticaloa</b>	<b>Kalmunai</b>	<b>Total</b>	
Total Cost Estimate ( 000')	131,250	.00	37,000.00	168,250.00
Total No. of Work	05	02	07	
Completed	02	-	02	
Continuation	03	02	05	
Expenditure	84,286,022.30	14,330,852.06	98,616,874.36	

**Source of fond : UNICEF**

	<b>Batticaloa</b>	<b>Kalmunai</b>	<b>Total</b>
Total Cost Estimate ( 000')	19,500.00	12,500.00	32,000.00
Total No. of Work	03	02	05
Completed	03	02	05
Expenditure	13,025,183.04	10,679,185.90	23,704,368.94

**6.1.2. Provincial Department of Indigenous Medicine****Source of fond : PSDG**

	Trincomalee	Batticaloa	Kalmunai	Total
Total Cost Estimate ( 000')	12,750.00	27,500.00	29,475.00	69,725.00
Total No. of Work	02	03	03	08
Completed	01	02	02	05
Continuation	01	01	01	03
Expenditure	12,009,947.71	15,235,559.04	21,863,703.04	49,109,209.79

**6.1.3. Department of Social Services****Source of fond : PSDG**

	Batticaloa	Kalmunai	Total
Total Cost Estimate ( 000')	5,000.00	3,500.00	8,500.00
Total No. of Work	01	01	02
Completed	01	01	02
Expenditure	1,964,068.06	3,247,889.92	5,211,957.98

#### **6.1.4. Department of Probation and Childcare Services**

##### **Source of fund : PSDG**

	Trincomalee	Batticaloa	Kalmunai	Total
Total Cost Estimate ( 000')	16,403.00	9,000.00	500.00	25,903.00
Total No. of Work	04	01	01	06
Completed	04	01	01	06
Expenditure	13,097,153.84	7,584,005.33	468,195.82	21,149,354.99

#### **Over View - Ministry of Health**

	<b>TEC (000')</b>	<b>Expenditure</b>
Health Service	438,582.68	25,5022,330.62
Indigenous Medicine	69,725.00	49,109,209.79
Social Services	8,500.00	5,211,957.98
Probation	25,903.00	21,149,354.99



***Anti Maleriya Cham pine - Trincomalee***  
***TCE : 15 mn***  
***Source of Fund : PSDG***



***Consultant Quarters - BH Muthur - Trincomalee***  
***TCE : 18 mn***  
***Source of Fund : PSDG***



***OPD Building DH - Sampoor, Trincomalee***  
***TCE : 26 mn***  
***Source of Fund : PSDG***



***Vocational Training Centre(PWD)-Uppuveli, Trincomalee.***  
***TCE : 14.20 Mn***  
***Source of Fund : PSDG***



***Emergency Treatment Unit - Santhively***  
***TCE : 12.50 mn***  
***Source of Fund : SHSDP***



***Emergency Treatment Unit - Chenkalady***  
***TCE : 15 mn***  
***Source of Fund: SHSDP***





**Laboratory and Drug Store - BH, Valaichchenai**  
**TCE : 20 mn**  
**Source of Fund : SHSDP**



**Nursing officer's Quarters - Valaichchenai**  
**TCE : 4.70 mn**  
**Source of Fund : PSDG**



**Consultant Quarters at Base Hospital**  
**Kaluwanchikudy**  
**TCE : 10.80 mn**  
**Source of Fund : PSDG**



**OPD Building - BH Eravur**  
**TCE : 23.90 mn**  
**Source of Fund : SHSDP**



**Periodic Ward Complex - Central Camp,**  
**Ampara**  
**TCE : 8.00 mn**  
**Source of Fund : SHSDP**



**Base Hospital Kaluwanchchikudy - Batticaloa**  
**TCE : 300 Mn**  
**Source of Fund : JICA**



***Rehabilitation Centre Teaching Hospital -  
Batticaloa  
TCE : 10.50 mn  
Source of Fund : Line Ministry***



***Social Care Centre - Divisional Secretariat,  
Kiran , Batticaloa  
TCE : 10.50 mn  
Source of Fund : Line Ministry***



***Provincial Health Training  
Centre Thiraimadu, Batticaloa  
TEC - 45.25 mn  
Source of Fund : SHSDP***



***Bio Medical Engineering Unit & Public Health  
Unit  
TCE : 12.00 mn  
Source of Fund : PSDG***



***Maternity Ward at Deegawapiya, Amparai  
TCE : 7.00 mn  
Source of Fund : UNICEF***



**Human Link Hostel -Maruthamunai , Ampara**  
**TCE - 3.50**  
**Source of Fund - PSDG**



**Ward Complex - District Ayurvedic Hospital**  
**Dehiyathakandiya, Ampara**  
**TCE : 11.00 mn**  
**Source of Fund : PSDG**

## 6.2. Chief Minister's Secretariat

Source of fond : BRD

	Trincomalee	Batticaloa	Kalmunai	Total
<b>Total Cost Estimate ( 000')</b>	40,000.00	36,445.00	47,150.00	<b>123,595.00</b>
<b>Total No. of Work</b>	02	03	05	10
<b>Completed</b>	-	03	04	07
<b>Continuation</b>	02	-	01	03
<b>Expenditure</b>	<b>18,010,514.75</b>	<b>24,116,847.92</b>	<b>27,311,972.00</b>	<b>69,439,334.67</b>

### 6.2.1. Tourism

Source of fond : PSDG

	Trincomalee	Batticaloa	Kalmunai	Total
<b>Total Cost Estimate ( 000')</b>	500.00	4,450.00	750.00	<b>5,700.00</b>
<b>Total No. of Work</b>	01	02	01	04
<b>Completed</b>	01	02	01	04
<b>Expenditure</b>	<b>365,455.00</b>	<b>4,321,690.37</b>	<b>744,850.86</b>	<b>5,431,996.23</b>

### 6.2.2. Transport Authority

Source of fond : PSDG

	Trincomalee	Batticaloa	Kalmunai	Total
Total Cost Estimate ( 000')	2,250.00	960.00	1,100.00	4,310.00
Total No. of Work	02	01	01	04
Completed	02	01	01	04
Expenditure	1,305,574.24	815,709.70	917,240.00	3,038,523.94

### 6.2.3. Department of Buildings

Source of fond : CBG

	Trincomalee	Total
Total Cost Estimate ( 000')	5,760.00	5,760.00
Allocation -2016 ( 000')	3,000.00	3,000.00
Total No. of Work	01	01
Continuation	01	01
Expenditure	3,173,060.95	3,173,060.95

### 6.2.4. Department of Rural Industries

Source of fond : PSDG

	Batticaloa	Kalmunai	Total
Total Cost Estimate ( 000')	4,250.00	3,700.00	7,950.00
Total No. of Work	01	02	03
Completed	-	02	02
Continuation	01	-	01
Expenditure	1,442,673.19	3,723,863.78	5,166,536.97

**Over View - Chief Ministry**

Source of fond	TEC (000')	Expenditure
BRD	123,595.00	69,439,334.67
Tourism	5,700.00	5,431,996.23
Transport Authority	4,310.00	3,038,523.94
Rural Development	3,500.00	-
Buildings	5,760.00	3,173,060.95
Industries	7,950.00	5,166,536.97



**Garment Factory Quarters- Infrastructure Development, Seethanaveli, Muthur**  
**TCE : 10.00 mn**  
**Source of Fund : BRD**



**Sales Outlets - Amparai**  
**TCE : 4.25 mn**  
**Source of Fund : PSDG**



**Road Signage Board - Ampara**  
**TCE : 0.75 mn**  
**Source of Fund : PSDG**



**Marhoom Sainulabdeen Lagoon Park**  
**TCE : 4.25 mn**  
**Source of Fund : PSDG**



*Garment Factory Quarters- Iyankeny, Batticaloa*  
*TCE : 30.00 mn*  
*Source of Fund : BRD*

### 6.3. Ministry of Education, Sports, Cultural Affairs and Youth Affairs

#### 6.3.1. Department of Sports

Source of fond : PSDG

	Trincomalee	Batticaloa	Total
<b>Total Cost Estimate ( 000' )</b>	550.00	1,700.00	<b>2,250.00</b>
<b>Total No. of Work</b>	01	02	03
<b>Completed</b>	01	02	03
<b>Expenditure</b>	<b>450,761.36</b>	<b>1,593,001.10</b>	<b>2,043,762.46</b>

#### 6.3.2. Department of Culture

Source of fond : PSDG

	Batticaloa	Total
<b>Total Cost Estimate ( 000' )</b>	4,000.00	<b>4,000.00</b>
<b>Total No. of Work</b>	01	01
<b>Continuation</b>	01	01
<b>Expenditure</b>	<b>513,187.50</b>	<b>513,187.50</b>

**Over View - Ministry of Education, Sports, Cultural Affairs and Youth Affairs**

<b>Source of fond</b>	<b>TEC (000')</b>	<b>Expenditure</b>
Department of Sports	2,250.00	2,043,762.46
Dep. of Cul. affairs - PSDG	4,000.00	513,187.50



**Sports Training Center - Batticaloa**  
**TCE - 3.00**  
**Source of Fund - PSDG**

#### 6.4. Ministry of Agriculture, Animal Production & Health, Irrigation and Fisheries

##### 6.4.1. Ministry of Agriculture

Source of fond : CBG

	Trincomalee	Kalmunai	Total
<b>Total Cost Estimate ( 000')</b>	435.00	5,041.00	<b>5,476.00</b>
<b>Total No. of Work</b>	02	01	03
<b>Completed</b>	02	01	03
<b>Expenditure</b>	<b>365,535.39</b>	<b>4,999,793.67</b>	<b>5,365,329.06</b>

##### 6.4.2. Department of Agriculture

Source of fond : CBG

	Kalmunai	Total
<b>Total Cost Estimate ( 000')</b>	2,000.00	<b>2,000.00</b>
<b>Total No. of Work</b>	01	01
<b>Completed</b>	01	01
<b>Expenditure</b>	<b>1,991,149.38</b>	<b>1,991,149.38</b>

Source of fond : PSDG

	Trincomalee	Batticaloa	Kalmunai	Total
<b>Total Cost Estimate ( 000')</b>	14,568.00	11,380.00	17,500.00	<b>43,448.00</b>
<b>Total No. of Work</b>	09	06	05	<b>20</b>
<b>Completed</b>	09	06	05	<b>20</b>
<b>Expenditure</b>	<b>10,610,728.23</b>	<b>6,687,229.57</b>	<b>13,331,913.64</b>	<b>30,629,871.44</b>



**Source of fond : CBG**

	<b>Trincomalee</b>	<b>Total</b>
<b>Total Cost Estimate ( 000')</b>	791.30	<b>791.30</b>
<b>Total No. of Work</b>	01	01
<b>Completed</b>	01	01
<b>Expenditure</b>	<b>125,324.61</b>	<b>125,324.61</b>

**6.4.3. Department of Animal Production**

**Source of fond : PSDG**

	<b>Trincomalee</b>	<b>Batticaloa</b>	<b>Kalmunai</b>	<b>Total</b>
<b>Total Cost Estimate ( 000')</b>	18,814.00	26,000.00	27,500.00	<b>72,314.00</b>
<b>Total No. of Work</b>	08	02	04	14
<b>Completed</b>	03	01	04	08
<b>Continuation</b>	05	01	-	06
<b>Expenditure</b>	<b>6,855,653.75</b>	<b>15,690,167.23</b>	<b>26,921,281.07</b>	<b>49,467,102.05</b>

**6.4.4. Department of Co-operative Development**

**Source of fond : CBG**

	<b>Ampara</b>
<b>Total Cost Estimate ( 000')</b>	2,000.00
<b>Total No. of Work</b>	01
<b>Completed</b>	01
<b>Expenditure</b>	<b>1,991,149.38</b>

## Over View - MINISTRY OF AGRICULTURE

	TEC (000')	Expenditure
Ministry	5,476.00	5,365,329.06
Agriculture	44,039.30	32,746,345.43
Animal Production	72,314.00	49,467,102.05
Co-operative Deve.	2,000.00	1,991,149.38



**Extension Service Delivery-  
Thankavelauthapuram , Ampara  
TCE - 3.00  
Source of Fund - PSDG**



**Veterinary Office - Kalmunai Cluster  
TCE - 10.00  
Source of Fund - PSDG**



**Poultry Shed - Regional Livestock Farm  
Uppuveli, Trincomalee  
TCE - 5.35  
Source of Fund - PSDG**



**Dairy Product Processing and  
Demonstration Unit - Kanchirankudha,  
Ampara  
TCE - 3.00  
Source of Fund - PSDG**

## 6.5. Chief Secretary's Secretariat

### 6.5.1. Provincial Council Secretariat

Source of fond : CBG

	Trincomalee	Total
<b>Total Cost Estimate ( 000')</b>	128,109.50	128,109.50
<b>Total No. of Work</b>	09	09
<b>Completed</b>	08	08
<b>Continuation</b>	01	01
<b>Expenditure</b>	<b>101,257,244.24</b>	<b>101,257,244.24</b>

### 6.5.2. Provincial Planning Secretariat

Source of fond : CBG

	Trincomalee	Total
<b>Total Cost Estimate ( 000')</b>	20,570.00	<b>20,570.00</b>
<b>Total No. of Work</b>	03	03
<b>Completed</b>	03	03
<b>Expenditure</b>	<b>15,641,054.34</b>	<b>15,641,054.34</b>

### 6.5.3. Management Development Training Unit

Source of fond : CBG

	Trincomalee	Total
<b>Total Cost Estimate ( 000')</b>	1,360.00	<b>1,360.00</b>
<b>Total No. of Work</b>	02	02
<b>Completed</b>	02	02
<b>Expenditure</b>	<b>534,613.86</b>	<b>534,613.86</b>

#### 6.5.4. Other Chief Secretary's Cluster Departments

Source of fund : CBG

District : Trincomalee

	Total Cost	No. Of Work Completed		Expenditure
	Estimate ('000)			
Chief Secretary's Secretariat	947.00	01	01	957,081.11
Provincial Audit	75.00	01	01	63,277.48
Provincial Treasury	275.00	01	01	198,841.83
Personal & Training	1,118.00	03	03	762,571.05
Provincial Administration	1,105.00	04	04	876,941.29

#### Over View - Chief Secretary's Secretariat

	TEC (000')	Expenditure
Chief Secretary's Secretariat	947.00	957,081.11
Provincial Council	128,109.50	101,257,244.24
Planning Secretariat	20,570.00	15,641,054.34
MDTU	1,360.00	534,613.86
Provincial Audit	75.00	63,277.48
Provincial Treasury	275.00	198,841.83
Personal & Training	1,118.00	762,571.05
Administration	1,105.00	876,941.29



**Council Secretariat Buildings - Trincomalee**  
**TCE : 75 mn**  
**Source of Fund : CBG**



**Bachelors Quarters - Trincomalee**  
**TCE : 18 mn**  
**Source of Fund : CBG**

## 6.6. Ministry of Road Development

### 6.6.1 Department of Road Development

Source of fond : PSDG

	Trincomalee	Total
<b>Total Cost Estimate ( 000' )</b>	9,420.00	<b>9,420.00</b>
<b>Total No. of Work</b>	07	07
<b>Completed</b>	07	07
<b>Expenditure</b>	<b>6,664,659.58</b>	<b>6,664,659.58</b>

## 6.7. Governor Secretariat

Source of fond :CBG

	Trincomalee	Kalmunai	Total
<b>Total Cost Estimate ( 000')</b>	1,885.00	340.00	<b>2,225.00</b>
<b>Total No. of Work</b>	02	01	03
<b>Completed</b>	02	01	03
<b>Expenditure</b>	<b>1,737,817.27</b>	<b>324,399.83</b>	<b>2,062,217.1</b>

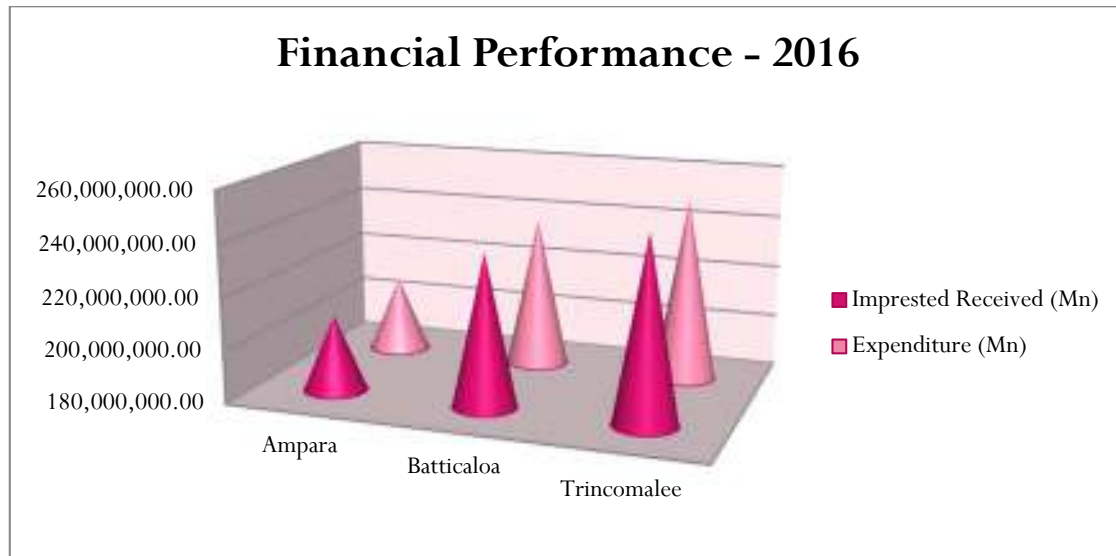
## 6.8. Central Government

Source of fond :Line Ministry

	TCE (000')	No. of Work Completed	No. of work Continue	Expenditure
<b>Health</b>	<b>44,000.00</b>	<b>06</b>	<b>02</b>	<b>25,886,203.21</b>
<b>Government Agent</b>	<b>25,000.00</b>	<b>01</b>	<b>-</b>	<b>8,348,791.48</b>
<b>Textile Industries</b>	<b>3,300.00</b>	<b>01</b>	<b>-</b>	<b>2,983,849.31</b>
<b>Teaching Hospital</b>	<b>14,785.00</b>	<b>03</b>	<b>-</b>	<b>7,886,114.99</b>
<b>Youth</b>	<b>5,000,00</b>	<b>-</b>	<b>01</b>	<b>3,711,684.47</b>
<b>District Secretariat</b>	<b>51,734.00</b>	<b>02</b>	<b>03</b>	<b>9,420,413.79</b>

## 6.7. Financial Performance

	Imprest Received	Expenditure
Trincomalee	249,952,406.47	249,952,406.47
Batticaloa	237,958,582.90	237,958,582.90
Ampara	209,012,302.97	209,012,302.97



## 6.8. Physical Performance:

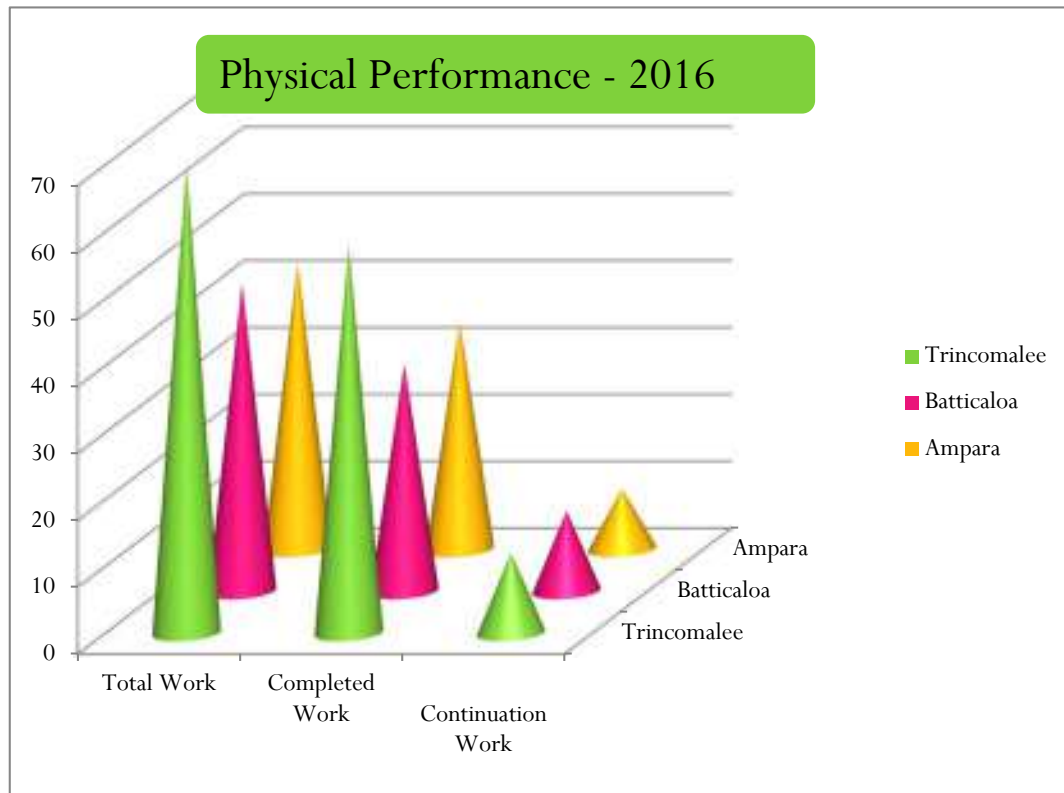
Table VI

S.No	Agency	Number of Work						Achievements	Remarks
		No.of work Completed			No.of Work Continue				
		Trinco.	Batti.	Ampa.	Trinco.	Batti.	Ampa.		
01	Health	03	10	06	02	05	05	65%	Continuation
02	Indigenous Medicine	01	02	02	01	01	01	63%	Continuation
03	Social Services		01	01				100%	
04	Probation	04	01	01				100%	
05	Chief Ministry		03	04	02		01	70%	Continuation
06	Tourism	01	02	01				100%	
07	Transport	02	01	01				100%	
08	Buildings				01				
09	Culture					01			
10	Ministry of Agriculture	02	01					100%	
11	Dept. Agriculture	10	06	06				100%	
12	Animal Production	03	01	04	05	01		57%	Continuation
13	Chief Secretary's Secretariat	01						100%	
14	Provincial Council	08			01			89%	Continuation
15	Planning	03						100%	
16	MDTU	02						100%	
17	Audit	01						100%	
18	Treasury	01						100%	
19	Personal & Training	03						100%	
20	Administration	04						100%	
21	Road Development	07						100%	
22	Governor Secretariat	02		01				100%	
23	Central Government		06	07		04	02	68%	Continuation
	<b>Total</b>	<b>58.00</b>	<b>34.00</b>	<b>34.00</b>	<b>12.00</b>	<b>12.00</b>	<b>09.00</b>		



### 6.8.1. Physical Performance

	Total Work	Completed Work	Continuation Work
Trincomalee	70.00	58.00	12.00
Batticaloa	46.00	34.00	12.00
Ampara	43.00	34.00	09.00

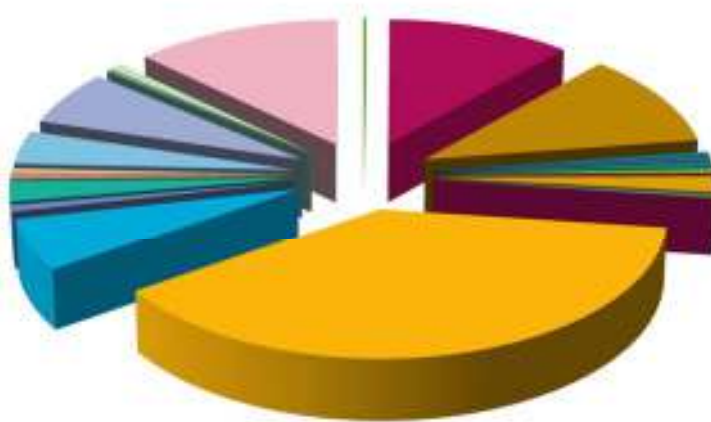


## 7. Service Delivery in 2016

Table VII

<i>S.NO.</i>	<i>Agency</i>	<i>Total Cost of Estimate</i>	<i>Total Cost of Estimate %</i>
<i>1</i>	<i>Governor's Secretariat</i>	<i>1,885.00</i>	<i>0.17</i>
<i>2</i>	<i>Provincial Council</i>	<i>128,109.50</i>	<i>11.45</i>
<i>3</i>	<i>Chief Ministry</i>	<i>123,595.00</i>	<i>11.05</i>
<i>4</i>	<i>Tourism</i>	<i>5,700.00</i>	<i>0.51</i>
<i>5</i>	<i>Transport Authority</i>	<i>4,310.00</i>	<i>0.39</i>
<i>6</i>	<i>Department of Rural Industries</i>	<i>7,950.00</i>	<i>0.71</i>
<i>7</i>	<i>Department of Building</i>	<i>5,760.00</i>	<i>0.51</i>
<i>8</i>	<i>Chief Secretary's Secretariat</i>	<i>947.00</i>	<i>0.08</i>
<i>9</i>	<i>Provincial Planning</i>	<i>20,570.00</i>	<i>1.84</i>
<i>10</i>	<i>Provincial Treasury</i>	<i>275.00</i>	<i>0.02</i>
<i>11</i>	<i>Provincial Public Administration</i>	<i>1,105.00</i>	<i>0.10</i>
<i>12</i>	<i>MDTD</i>	<i>1,360.00</i>	<i>0.12</i>
<i>13</i>	<i>Personal &amp; Training</i>	<i>1,118.00</i>	<i>0.10</i>
<i>14</i>	<i>Provincial Audit</i>	<i>75.00</i>	<i>0.01</i>
<i>15</i>	<i>Health Services (only supervision)</i>	<i>428,282.68</i>	<i>38.29</i>
<i>16</i>	<i>Dept of Indigenous Medicine</i>	<i>69,725.00</i>	<i>6.23</i>
<i>17</i>	<i>Social Services</i>	<i>8,500.00</i>	<i>0.76</i>
<i>18</i>	<i>Probation</i>	<i>25,903.00</i>	<i>2.32</i>
<i>19</i>	<i>Sports</i>	<i>2,250.00</i>	<i>0.20</i>
<i>20</i>	<i>Cultural</i>	<i>4,000.00</i>	<i>0.36</i>
<i>21</i>	<i>Ministry of Agriculture</i>	<i>5,476.00</i>	<i>0.49</i>
<i>22</i>	<i>Department of Agriculture</i>	<i>44,039.30</i>	<i>3.94</i>
<i>23</i>	<i>Department of Animal Production</i>	<i>72,314.00</i>	<i>6.47</i>
<i>24</i>	<i>Co-operative Development</i>	<i>2,000.00</i>	<i>0.18</i>
<i>25</i>	<i>Department of Road Development</i>	<i>9,420.00</i>	<i>0.84</i>
<i>26</i>	<i>Central Government</i>	<i>143,819.00</i>	<i>12.86</i>
	<b>Total</b>	<b>1,118,488.48</b>	<b>100.00</b>

# *Service Delivery in 2016*



- Governor's Secretariat
- Provincial Council
- Chief Ministry
- Tourism
- Transport Authority
- Department of Rural Industries
- Department of Building
- Chief Secretary's Secretariat
- Provincial Planning
- Provincial Treasury
- Provincial Public Administration
- MDTD
- Personal & Training
- Provincial Audit
- Health Services (only supervision)
- Dept of Indigenous Medicine
- Social Services
- Probation
- Sports
- Cultural

## **8. Achievements**

### **8.1 Major activities under Recurrent Projects during the year.**

All Construction, Rehabilitation & Reconstruction works entrusted to the Department of Buildings by the Client Departments were carried out satisfactorily during the year under review. The total amount of work carried out during the year is **Rs 1,118.49** Million.

Necessary advice, assistance, instructions and guidelines were issued to the Regional Offices and to the Divisional Offices for their smooth and efficient functioning.

Periodical inspections of the Regional Offices, Divisional Offices are carried out by the Provincial Director and Accountant of this Department to sort out problems in technical and financial matters.

### **8.2 Major activities under Capital Projects**

- Preparation of structural design & drawings for new District Secretariat Building, Batticaloa under the allocation of Ministry of Public Administration – with the total cost of Rs.800.00 mn
- Design & supervision of Kaluwanchikudy Base Hospital constructed by Department of Buildings, under JICA project with the total cost of Rs. 300.00 Mn

### **8.3 Special achievements/Contribution to the Sectoral Development.**

The Efficient services rendered by this Department to the Client Departments in Designing, Construction of new buildings, Rehabilitation, Reconstruction and Renovation of damaged buildings to their entire satisfaction are special achievements.

The assistance and co-operation extended to this Department by the Client Departments for the implementation of the objectives and functions of this Sector have contributed to the Sectoral Development.

The Training Programmes and Workshops conducted by the M.D.T.U for the officers and employees of this Department during the year under review have enhanced the efficiency and the productivity of the staff which in turn has contributed to the development of Skills and Knowledge of Administrative Officer, Management Assistants and Technical Officers. This has also helped for the Organizational Development.

The Clients including the foreign funding agencies have highly appreciated and commended on the performance of this Department and on the quality of the buildings constructed.

This was achieved because of the dedicated function of all categories of Staffs of this Department

#### **9. Problems related to Managerial Development**

- Shortage of Staff in different categories are a great handicap for the Organisational Development.
- Presently this Department has 23 vacancies in various services and grades.
- Shortage of Draughtman
- The fund allocation under CBG grant is not adequate for fulfilling the requirements of the Department

## **10. Conclusion**

In conclusion I would like to place on record my appreciation to all categories of staff of this Department for the assistance extended by them. Without their assistance the performance levels indicated herein would have been impossible. While thanking them sincerely I look forward for their unstinted support and dedication in years to come.

I also like to specifically mention that the deep appreciation, the guidance and assistance rendered by the Honorable Governor, Eastern Province, Hon Chief Minister, Eastern Province, Chief Secretary, Eastern Province, Secretary to the Governor, Eastern Province, Secretary to Chief Ministry, Eastern Province, Administrative Officer (B), Accountant (B) , all Chief Engineers, Executive Engineers, and the staff in the course of my administration of the Buildings Department, Eastern Province in the Year 2016 would help to increase the organizational performance.

**Eng.K.Chandramohan**

**Bsc (Eng): C Eng, MIE (SL), MSC in Constriction Project Management**

**Provincial Director**

**Department of Buildings**

**Eastern Province**

**Trincomalee**